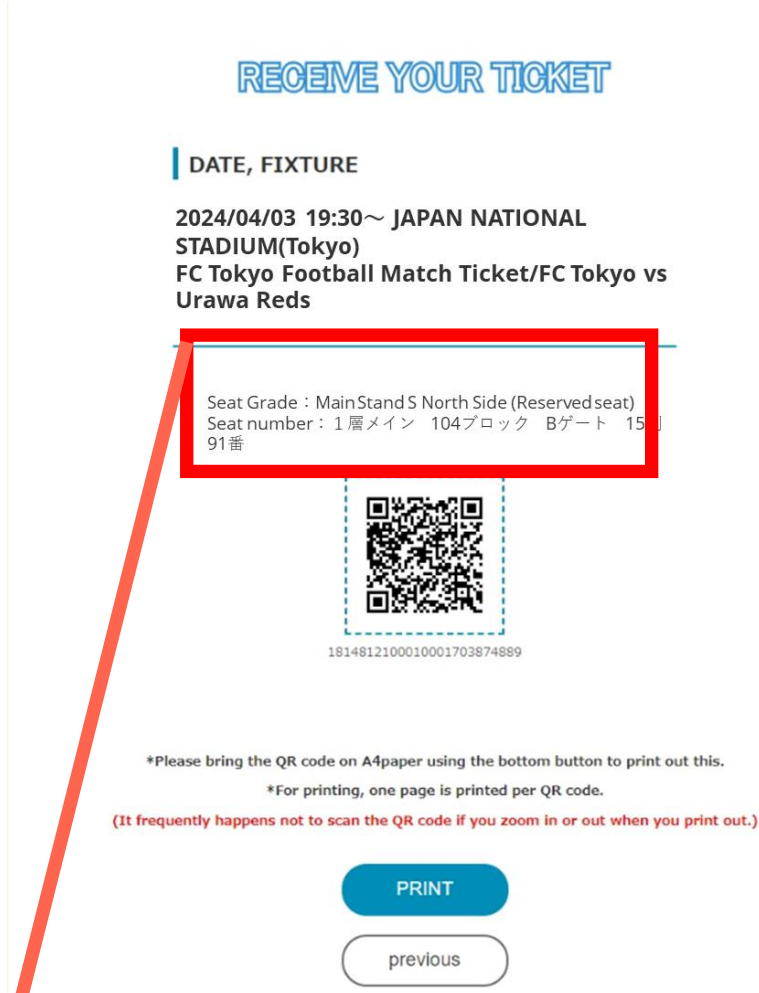


How to get to your seat (JAPAN NATIONAL STADIUM)

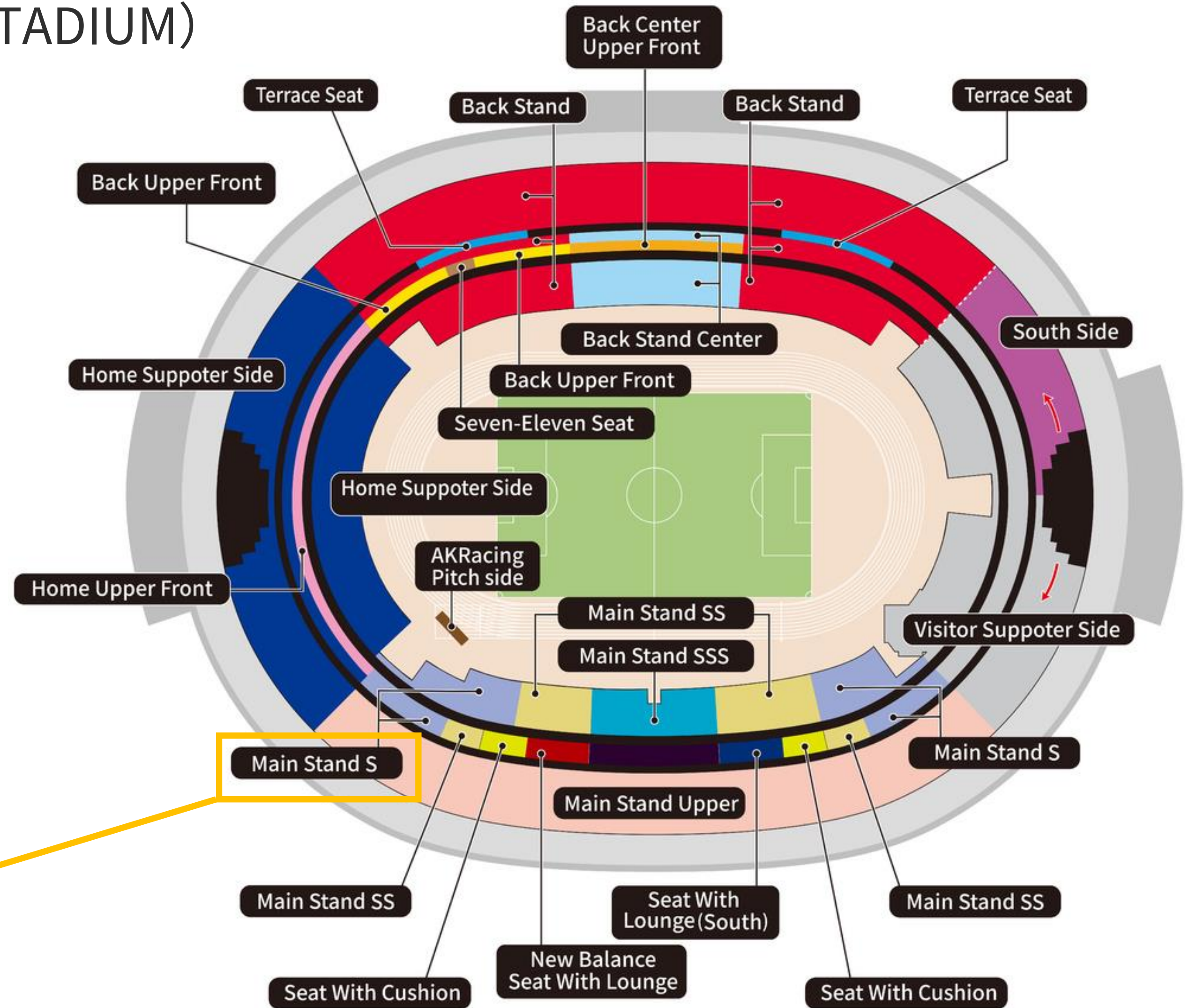
Ticket Sample



② Check your Tier

“1層”= 1st layer Stand
 “2層”= 2nd layer Stand
 “3層”= 3rd layer Stand

Seat Grade **Main Stand S** North Side (Reserved seat)
 Seat number : **1層**メイン 104ブロック Bゲート 15列
 91番



① Check your Seat Grade

⑤ Find your seat

“列”= row
 “番”=seat number



Ticket Sample

RECEIVE YOUR TICKET

DATE, FIXTURE

2024/04/03 19:30~ JAPAN NATIONAL STADIUM(Tokyo)
 FC Tokyo Football Match Ticket/FC Tokyo vs Urawa Reds

Seat Grade : MainStand S North Side (Reserved seat)
 Seat number : 1層メイン 104ブロック Bゲート 15 91番



1814812100010001703874889

*Please bring the QR code on A4paper using the bottom button to print out this.

*For printing, one page is printed per QR code.


(It frequently happens not to scan the QR code if you zoom in or out when you print out.)

PRINT

previous

④ Fine your Block

If you are on the Upper Stand, please go up the stairs



“ブロック”=Block

Seat Grade : MainStand S North Side (Reserved seat)
 Seat number : 1層メイン 104ブロック Bゲート 15列 91番



③ Enter the Entrance

